



Traffic Index

2020

Created to help you tackle traffic – as a driver, city planner, automaker or policy maker – the TomTom Traffic Index provides detailed insights on live and historic road congestion levels in cities around the world.

You are permitted to use the contents of this document in online, offline and social media and other publication channels for non-commercial purposes with clear reference to TomTom International BV as its main source. You are not permitted to modify, compile, adapt or use any part of this document in any way for commercial purposes without a written agreement from TomTom International BV.

Traffic Index results

2020

Downloaded from: <https://www.tomtom.com/traffic-index/ranking/>

416 results

FULL

All countries (57)

Argentina, Australia, Austria, Belgium, Brazil, Bulgaria, Canada, Chile, China, Colombia, Czechia, Denmark, Egypt, Estonia, Finland, France, Germany, Greece, Hong Kong, Hungary, Iceland, India, Indonesia, Ireland, Israel, Italy, Japan, Kuwait, Latvia, Lithuania, Luxembourg, Malaysia, Mexico, Netherlands, New Zealand, Norway, Peru, Philippines, Poland, Portugal, Romania, Russia, Saudi Arabia, Singapore, Slovakia, Slovenia, South Africa, Spain, Sweden, Switzerland, Taiwan, Thailand, Turkey, Ukraine, United Arab Emirates, United Kingdom, United States of America

All city sizes (by population)

Megacity

> 8 million





Large

> 800 thousand

Small

< 800 thousand

All congestion levels

-  > 50%
-  25% - 50%
-  15% - 25%
-  < 15%

#	World rank	City	Country	Congestion level
1	1	Moscow region (oblast)	Russia	54% ↓ 5%p
2	2	Mumbai	India	53% ↓ 12%p
3	3	Bogota	Colombia	53% ↓ 15%p
4	4	Manila	Philippines	53% ↓ 18%p
5	5	Istanbul	Turkey	51% ↓ 4%p
6	6	Bengaluru	India	51% ↓ 20%p
7	7	Kyiv	Ukraine	51% ↓ 2%p
8	8	New Delhi	India	47% ↓ 9%p
9	9	Novosibirsk	Russia	45% – 0%p
10	10	Bangkok	Thailand	44% ↓ 9%p
11	11	Odessa	Ukraine	44% ↓ 3%p
12	12	Saint Petersburg	Russia	44% ↓ 5%p
13	13	Kharkiv	Ukraine	43% – 0%p
14	14	Lodz	Poland	42% ↓ 5%p
15	15	Lima	Peru	42% ↓ 15%p
16	16	Pune	India	42% ↓ 17%p
17	17	Chongqing	China	42% ↑ 1%p
18	18	Bucharest	Romania	42% ↓ 10%p
19	19	Tokyo	Japan	41% ↓ 1%p
20	20	Samara	Russia	41% ↓ 3%p

#	World rank	City	Country	Congestion level
21	21	Dublin	Ireland	38% ↓ 10%p
22	22	Dnipro	Ukraine	38% ↑ 1%p
23	23	Taipei	Taiwan	37% ↑ 2%p
24	24	Recife	Brazil	37% ↓ 13%p
25	25	Tel Aviv	Israel	37% ↓ 9%p
26	26	Changchun	China	37% ↑ 4%p
27	27	Krakow	Poland	36% ↓ 9%p
28	28	Yekaterinburg	Russia	36% ↓ 5%p
29	29	Mexico City	Mexico	36% ↓ 16%p
30	30	Cairo	Egypt	36% ↓ 4%p
31	31	Jakarta	Indonesia	36% ↓ 17%p
32	32	Wroclaw	Poland	35% ↓ 4%p
33	33	Osaka	Japan	35% ↓ 1%p
34	34	Taichung	Taiwan	35% ↑ 1%p
35	35	Taoyuan	Taiwan	34% ↑ 4%p
36	36	Athens	Greece	34% ↓ 9%p
37	37	Rostov-on-Don	Russia	34% ↓ 2%p
38	38	Nagoya	Japan	33% – 0%p
39	39	Kaohsiung	Taiwan	32% ↓ 1%p
40	40	Rio de Janeiro	Brazil	32% ↓ 14%p

#	World rank	City	Country	Congestion level
41	41	Tainan	Taiwan	32% ↑ 1%p
42	42	Paris	France	32% ↓ 7%p
43	43	Edinburgh	United Kingdom	32% ↓ 9%p
44	44	Santiago	Chile	31% ↓ 13%p
45	45	Poznan	Poland	31% ↓ 13%p
46	46	Chelyabinsk	Russia	31% ↓ 3%p
47	47	Warsaw	Poland	31% ↓ 9%p
48	48	Fortaleza	Brazil	31% ↓ 6%p
49	49	London	United Kingdom	31% ↓ 7%p
50	50	Omsk	Russia	31% ↓ 1%p
51	51	Salvador	Brazil	30% ↓ 13%p
52	52	Vancouver	Canada	30% ↓ 9%p
53	53	Sofia	Bulgaria	30% ↓ 6%p
54	54	Marseille	France	30% ↓ 4%p
55	55	Izmir	Turkey	30% ↑ 1%p
56	56	Nizhny Novgorod	Russia	30% ↓ 2%p
57	57	Hong Kong	Hong Kong	30% ↓ 1%p
58	58	Berlin	Germany	30% ↓ 2%p
59	59	Sao Paulo	Brazil	30% ↓ 15%p
60	60	Palermo	Italy	29% ↓ 7%p

#	World rank	City	Country	Congestion level
61	61	Hamburg	Germany	29% ↓ 5%p
62	62	Geneva	Switzerland	29% ↓ 4%p
63	63	Auckland	New Zealand	29% ↓ 2%p
64	64	Kazan	Russia	29% – 0%p
65	65	Brussels	Belgium	29% ↓ 9%p
66	66	Gdansk, Gdynia and Sopot	Poland	29% ↓ 4%p
67	67	Ankara	Turkey	28% ↓ 4%p
68	68	Sydney	Australia	28% ↓ 5%p
69	69	Chengdu	China	28% ↓ 7%p
70	70	Tomsk	Russia	28% ↓ 3%p
71	71	Sapporo	Japan	28% ↓ 2%p
72	72	Hull	United Kingdom	28% ↓ 6%p
73	73	Brighton and Hove	United Kingdom	28% ↓ 7%p
74	74	Belo Horizonte	Brazil	28% ↓ 7%p
75	75	Shenyang	China	28% – 0%p
76	76	Limerick	Ireland	28% ↓ 3%p
77	77	Kuala Lumpur	Malaysia	28% ↓ 9%p
78	78	Genoa	Italy	27% ↓ 3%p
79	79	Rome	Italy	27% ↓ 11%p
80	80	Bydgoszcz	Poland	27% ↓ 7%p

#	World rank	City	Country	Congestion level
81	81	Budapest	Hungary	27% ↓ 10%p
82	82	Wellington	New Zealand	27% ↓ 1%p
83	83	Singapore	Singapore	27% ↓ 5%p
84	84	Szczecin	Poland	27% ↓ 3%p
85	85	Los Angeles	United States of America	27% ↓ 15%p
86	86	Zhuhai	China	27% ↓ 12%p
87	87	Zurich	Switzerland	27% ↓ 5%p
88	88	Bratislava	Slovakia	27% ↓ 9%p
89	89	Adana	Turkey	27% ↑ 1%p
90	90	Bordeaux	France	27% ↓ 5%p
91	91	Lublin	Poland	26% ↓ 1%p
92	92	Grenoble	France	26% ↓ 6%p
93	93	Vilnius	Lithuania	26% ↓ 6%p
94	94	Antalya	Turkey	26% ↓ 3%p
95	95	Lugano	Switzerland	26% ↓ 5%p
96	96	Changsha	China	26% ↓ 9%p
97	97	Toulon	France	26% ↓ 3%p
98	98	Tallinn	Estonia	26% ↓ 5%p
99	99	Vienna	Austria	26% ↓ 2%p
100	100	Cork	Ireland	26% ↓ 7%p

#	World rank	City	Country	Congestion level
101	101	Wiesbaden	Germany	26% ↓ 6%p
102	102	New York	United States of America	26% ↓ 11%p
103	103	Kobe	Japan	26% – 0%p
104	104	Belfast	United Kingdom	25% ↓ 8%p
105	105	Bursa	Turkey	25% – 0%p
106	106	Luxembourg	Luxembourg	25% ↓ 11%p
107	107	Nuremberg	Germany	25% ↓ 5%p
108	108	Messina	Italy	25% ↓ 6%p
109	109	Nice	France	25% ↓ 6%p
110	110	Haarlem	Netherlands	25% ↓ 2%p
111	111	Stuttgart	Germany	25% ↓ 5%p
112	112	Bournemouth	United Kingdom	25% ↓ 9%p
113	113	Lyon	France	25% ↓ 5%p
114	114	Reading	United Kingdom	25% ↓ 7%p
115	115	Naples	Italy	25% ↓ 7%p
116	116	Shijiazhuang	China	25% ↓ 1%p
117	117	Beijing	China	24% ↓ 13%p
118	118	Hamilton	New Zealand	24% ↓ 1%p
119	119	Porto Alegre	Brazil	24% ↓ 11%p
120	120	Kassel	Germany	24% ↓ 4%p

#	World rank	City	Country	Congestion level
121	121	Southampton	United Kingdom	24% ↓ 9%p
122	122	Montpellier	France	24% ↓ 2%p
123	123	Buenos Aires	Argentina	24% ↓ 11%p
124	124	Antwerp	Belgium	24% ↓ 8%p
125	125	Guangzhou	China	24% ↓ 16%p
126	126	Porto	Portugal	24% ↓ 7%p
127	127	The Hague	Netherlands	24% ↓ 4%p
128	128	Gaziantep	Turkey	24% ↑ 1%p
129	129	Munich	Germany	24% ↓ 6%p
130	130	Liverpool	United Kingdom	23% ↓ 5%p
131	131	Shenzhen	China	23% ↓ 14%p
132	132	Cape Town	South Africa	23% ↓ 9%p
133	133	Dresden	Germany	23% ↓ 2%p
134	134	Mersin	Turkey	23% – 0%p
135	135	Nanjing	China	23% ↓ 7%p
136	136	Catania	Italy	23% ↓ 6%p
137	137	Prague	Czechia	23% ↓ 6%p
138	138	Melbourne	Australia	23% ↓ 7%p
139	139	Lisbon	Portugal	23% ↓ 10%p
140	140	Bari	Italy	23% ↓ 5%p

#	World rank	City	Country	Congestion level
141	141	Miami	United States of America	23% ↓ 8%p
142	142	Stockholm	Sweden	23% ↓ 4%p
143	143	Milan	Italy	23% ↓ 8%p
144	144	Graz	Austria	23% ↓ 3%p
145	145	Bristol	United Kingdom	23% ↓ 10%p
146	146	Kiel	Germany	23% ↓ 3%p
147	147	Kosice	Slovakia	23% ↓ 3%p
148	148	Salzburg	Austria	23% ↓ 4%p
149	149	Leipzig	Germany	23% ↓ 1%p
150	150	Portsmouth	United Kingdom	22% ↓ 4%p
151	151	Xiamen	China	22% ↓ 9%p
152	152	Shanghai	China	22% ↓ 9%p
153	153	Leicester	United Kingdom	22% ↓ 10%p
154	154	Bialystok	Poland	22% ↓ 4%p
155	155	Thessaloniki	Greece	22% ↓ 8%p
156	156	Manchester	United Kingdom	22% ↓ 11%p
157	157	Nottingham	United Kingdom	22% ↓ 5%p
158	158	Brisbane	Australia	22% ↓ 3%p
159	159	Basel	Switzerland	22% ↓ 4%p
160	160	Lausanne	Switzerland	22% ↓ 5%p

#	World rank	City	Country	Congestion level
161	161	Riga	Latvia	22% ↓ 5%p
162	162	Strasbourg	France	22% ↓ 6%p
163	163	Riyadh	Saudi Arabia	22% ↓ 2%p
164	164	Barcelona	Spain	22% ↓ 7%p
165	165	Nantes	France	22% ↓ 5%p
166	166	East London	South Africa	22% – 0%p
167	167	Brno	Czechia	22% ↓ 8%p
168	168	Toronto	Canada	22% ↓ 11%p
169	169	San Francisco	United States of America	21% ↓ 15%p
170	170	Reggio Calabria	Italy	21% ↓ 6%p
171	171	Christchurch	New Zealand	21% – 0%p
172	172	Tianjin	China	21% ↓ 2%p
173	173	Clermont-Ferrand	France	21% ↓ 5%p
174	174	Nijmegen	Netherlands	21% ↓ 6%p
175	175	Brest	France	21% ↓ 2%p
176	176	Leiden	Netherlands	21% ↓ 9%p
177	177	Toulouse	France	21% ↓ 7%p
178	178	Cardiff	United Kingdom	21% ↓ 9%p
179	179	Gold Coast	Australia	21% ↓ 3%p
180	180	Bonn	Germany	21% ↓ 8%p

#	World rank	City	Country	Congestion level
181	181	Leuven	Belgium	21% ↑ 1%p
182	182	Johannesburg	South Africa	21% ↓ 9%p
183	183	Tauranga	New Zealand	21% ↑ 1%p
184	184	Adelaide	Australia	21% ↓ 3%p
185	185	Cologne	Germany	21% ↓ 5%p
186	186	Curitiba	Brazil	21% ↓ 7%p
187	187	Hobart	Australia	20% ↓ 3%p
188	188	Frankfurt am Main	Germany	20% ↓ 7%p
189	189	Turin	Italy	20% ↓ 7%p
190	190	Hangzhou	China	20% ↓ 8%p
191	191	Groningen	Netherlands	20% ↓ 4%p
192	192	Baton Rouge	United States of America	20% ↓ 6%p
193	193	Granada	Spain	20% ↓ 5%p
194	194	Freiburg	Germany	20% ↓ 3%p
195	195	Montreal	Canada	20% ↓ 9%p
196	196	Rennes	France	20% ↓ 4%p
197	197	Apeldoorn	Netherlands	20% – 0%p
198	198	Fuzhou	China	20% ↓ 8%p
199	199	Lille	France	20% ↓ 5%p
200	200	Oslo	Norway	20% ↓ 2%p

#	World rank	City	Country	Congestion level
201	201	Le Havre	France	20% ↓ 1%p
202	202	Pretoria	South Africa	20% ↓ 5%p
203	203	Swansea	United Kingdom	20% ↓ 6%p
204	204	Glasgow	United Kingdom	20% ↓ 5%p
205	205	Mons	Belgium	20% ↓ 14%p
206	206	Ruhr region west	Germany	20% ↓ 3%p
207	207	Aarhus	Denmark	20% ↓ 2%p
208	208	Sheffield	United Kingdom	20% ↓ 8%p
209	209	Bremen	Germany	19% ↓ 8%p
210	210	Birmingham-Wolverhampton	United Kingdom	19% ↓ 9%p
211	211	Leeds-Bradford	United Kingdom	19% ↓ 8%p
212	212	Newcastle-Sunderland	United Kingdom	19% ↓ 6%p
213	213	San Jose	United States of America	19% ↓ 14%p
214	214	Rotterdam	Netherlands	19% ↓ 6%p
215	215	Dunedin	New Zealand	19% ↓ 1%p
216	216	Augsburg	Germany	19% ↓ 3%p
217	217	Cape Coral-Fort Myers	United States of America	19% ↓ 2%p
218	218	Arnhem	Netherlands	19% ↓ 7%p
219	219	Perth	Australia	19% ↓ 1%p
220	220	Seattle	United States of America	19% ↓ 12%p

#	World rank	City	Country	Congestion level
221	221	Newcastle	Australia	19% ↓ 1%p
222	222	Honolulu	United States of America	19% ↓ 9%p
223	223	Stoke-on-Trent	United Kingdom	19% ↓ 9%p
224	224	Munster	Germany	19% ↓ 2%p
225	225	Ottawa	Canada	19% ↓ 10%p
226	226	Cagliari	Italy	19% ↓ 4%p
227	227	Hannover	Germany	19% ↓ 2%p
228	228	Breda	Netherlands	19% ↓ 2%p
229	229	Dusseldorf	Germany	19% ↓ 5%p
230	230	Dubai	United Arab Emirates	19% ↓ 2%p
231	231	Karlsruhe	Germany	19% ↓ 3%p
232	232	Uppsala	Sweden	19% ↓ 2%p
233	233	Tilburg	Netherlands	19% ↓ 1%p
234	234	Riverside	United States of America	19% ↓ 7%p
235	235	Wuxi	China	18% ↓ 1%p
236	236	Rouen	France	18% ↓ 4%p
237	237	Bakersfield	United States of America	18% ↓ 3%p
238	238	Amsterdam	Netherlands	18% ↓ 8%p
239	239	Tampa	United States of America	18% ↓ 6%p
240	240	Middlesbrough	United Kingdom	18% ↓ 2%p

#	World rank	City	Country	Congestion level
241	241	Eindhoven	Netherlands	18% ↓ 4%p
242	242	Mannheim	Germany	18% ↓ 3%p
243	243	Santa Cruz de Tenerife	Spain	18% ↓ 5%p
244	244	Trieste	Italy	18% ↓ 3%p
245	245	Austin	United States of America	18% ↓ 9%p
246	246	Orleans	France	18% ↓ 2%p
247	247	Ruhr region east	Germany	18% ↓ 3%p
248	248	London	Canada	18% ↓ 5%p
249	249	Copenhagen	Denmark	18% ↓ 4%p
250	250	Ghent	Belgium	18% ↓ 2%p
251	251	Fresno	United States of America	18% ↓ 3%p
252	252	Monchengladbach	Germany	18% ↓ 4%p
253	253	Prato	Italy	18% ↓ 6%p
254	254	Bologna	Italy	18% ↓ 7%p
255	255	Jeddah	Saudi Arabia	18% ↓ 1%p
256	256	Bern	Switzerland	18% ↓ 2%p
257	257	Nancy	France	18% ↓ 3%p
258	258	Sacramento	United States of America	18% ↓ 7%p
259	259	Boise	United States of America	18% ↓ 3%p
260	260	Bielsko-Biala	Poland	18% ↓ 3%p

#	World rank	City	Country	Congestion level
261	261	Turku	Finland	18% ↓ 1%p
262	262	Quanzhou	China	17% ↓ 6%p
263	263	Ljubljana	Slovenia	17% ↓ 9%p
264	264	Coventry	United Kingdom	17% ↓ 8%p
265	265	Pescara	Italy	17% ↓ 6%p
266	266	Atlanta	United States of America	17% ↓ 9%p
267	267	Kuwait City	Kuwait	17% ↓ 8%p
268	268	New Orleans	United States of America	17% ↓ 5%p
269	269	Linz	Austria	17% ↓ 5%p
270	270	Florence	Italy	17% ↓ 8%p
271	271	Valencia	Spain	17% ↓ 3%p
272	272	Livorno	Italy	17% ↓ 3%p
273	273	Washington	United States of America	17% ↓ 12%p
274	274	Saint-Etienne	France	17% ↓ 3%p
275	275	Chicago	United States of America	17% ↓ 11%p
276	276	Orlando	United States of America	17% ↓ 5%p
277	277	Charleston	United States of America	17% ↓ 5%p
278	278	Innsbruck	Austria	17% ↓ 6%p
279	279	Konya	Turkey	17% ↓ 1%p
280	280	Avignon	France	17% ↓ 1%p

#	World rank	City	Country	Congestion level
281	281	Philadelphia	United States of America	17% ↓ 7%p
282	282	Halifax	Canada	17% ↓ 8%p
283	283	San Diego	United States of America	17% ↓ 9%p
284	284	Winnipeg	Canada	17% ↓ 5%p
285	285	Bielefeld	Germany	17% ↓ 1%p
286	286	Ningbo	China	17% ↓ 7%p
287	287	Portland	United States of America	16% ↓ 10%p
288	288	Zwolle	Netherlands	16% ↓ 2%p
289	289	Verona	Italy	16% ↓ 4%p
290	290	Las Vegas	United States of America	16% ↓ 5%p
291	291	Suzhou	China	16% ↓ 4%p
292	292	Reykjavik	Iceland	16% ↓ 2%p
293	293	Amersfoort	Netherlands	16% ↓ 4%p
294	294	Palma de Mallorca	Spain	16% ↓ 8%p
295	295	Houston	United States of America	16% ↓ 8%p
296	296	Tucson	United States of America	16% ↓ 3%p
297	297	Wuppertal	Germany	16% ↓ 1%p
298	298	Preston	United Kingdom	16% ↓ 7%p
299	299	Santander	Spain	16% ↓ 1%p
300	300	Murcia	Spain	16% ↓ 5%p

#	World rank	City	Country	Congestion level
301	301	Taranto	Italy	16% ↓ 4%p
302	302	Liege	Belgium	16% ↓ 8%p
303	303	Kayseri	Turkey	16% ↓ 1%p
304	304	Brasilia	Brazil	16% ↓ 5%p
305	305	Namur	Belgium	16% ↓ 3%p
306	306	Durban	South Africa	16% ↓ 3%p
307	307	McAllen	United States of America	16% ↓ 3%p
308	308	Wuhan	China	16% ↓ 11%p
309	309	Dijon	France	16% ↓ 1%p
310	310	Katowice urban area	Poland	16% ↓ 3%p
311	311	Le Mans	France	16% ↓ 2%p
312	312	A Coruna	Spain	15% ↓ 4%p
313	313	Kortrijk	Belgium	15% – 0%p
314	314	Las Palmas	Spain	15% ↓ 3%p
315	315	Utrecht	Netherlands	15% ↓ 7%p
316	316	Madrid	Spain	15% ↓ 8%p
317	317	Odense	Denmark	15% ↓ 3%p
318	318	Seville	Spain	15% ↓ 6%p
319	319	Canberra	Australia	15% ↓ 2%p
320	320	Braga	Portugal	15% ↓ 3%p

#	World rank	City	Country	Congestion level
321	321	Nashville	United States of America	15% ↓ 11%p
322	322	Tours	France	15% ↓ 1%p
323	323	Helsinki	Finland	15% ↓ 4%p
324	324	Malaga	Spain	15% ↓ 5%p
325	325	Boston	United States of America	15% ↓ 11%p
326	326	Denver	United States of America	15% ↓ 8%p
327	327	Reims	France	15% ↓ 1%p
328	328	Pamplona	Spain	15% ↓ 1%p
329	329	Gothenburg	Sweden	14% ↓ 4%p
330	330	Quebec	Canada	14% ↓ 8%p
331	331	Ravenna	Italy	14% ↓ 3%p
332	332	Providence	United States of America	14% ↓ 6%p
333	333	Oxnard-Thousand Oaks-Ventura	United States of America	14% ↓ 4%p
334	334	Parma	Italy	14% ↓ 3%p
335	335	Vitoria-Gasteiz	Spain	14% - 0%p
336	336	Reggio Emilia	Italy	14% ↓ 4%p
337	337	Alicante	Spain	14% ↓ 4%p
338	338	Greenville	United States of America	14% ↓ 4%p
339	339	Malmo	Sweden	14% ↓ 1%p
340	340	Pittsburgh	United States of America	14% ↓ 7%p

#	World rank	City	Country	Congestion level
341	341	Wollongong	Australia	14% ↑ 1%p
342	342	Colorado Springs	United States of America	14% ↓ 3%p
343	343	Albuquerque	United States of America	14% ↓ 3%p
344	344	Edmonton	Canada	13% ↓ 3%p
345	345	Tampere	Finland	13% ↓ 2%p
346	346	Dallas-Fort Worth	United States of America	13% ↓ 6%p
347	347	Ostrava	Czechia	13% ↓ 7%p
348	348	Jacksonville	United States of America	13% ↓ 4%p
349	349	Salt Lake City	United States of America	13% ↓ 6%p
350	350	Den Bosch	Netherlands	13% ↓ 4%p
351	351	Phoenix	United States of America	13% ↓ 5%p
352	352	Zaragoza	Spain	13% ↓ 1%p
353	353	Bergen	Norway	13% ↓ 2%p
354	354	Charlotte	United States of America	13% ↓ 6%p
355	355	Vigo	Spain	13% ↓ 2%p
356	356	Calgary	Canada	13% ↓ 5%p
357	357	Virginia Beach	United States of America	13% ↓ 3%p
358	358	San Antonio	United States of America	13% ↓ 6%p
359	359	Dongguan	China	13% ↓ 9%p
360	360	Gijon	Spain	13% ↓ 3%p

#	World rank	City	Country	Congestion level
361	361	Valladolid	Spain	13% - 0%p
362	362	Padua	Italy	13% ↓ 4%p
363	363	Bruges	Belgium	12% ↓ 4%p
364	364	Coimbra	Portugal	12% ↓ 3%p
365	365	Trondheim	Norway	12% ↓ 3%p
366	366	El Paso	United States of America	12% ↓ 4%p
367	367	Cartagena	Spain	12% ↓ 2%p
368	368	New Haven	United States of America	12% ↓ 4%p
369	369	Kitchener-Waterloo	Canada	12% ↓ 4%p
370	370	Cordoba	Spain	12% ↓ 2%p
371	371	Modena	Italy	12% ↓ 2%p
372	372	Baltimore	United States of America	12% ↓ 8%p
373	373	Raleigh	United States of America	12% ↓ 6%p
374	374	Charleroi	Belgium	12% ↓ 1%p
375	375	Funchal	Portugal	12% ↓ 5%p
376	376	Bilbao	Spain	12% ↓ 1%p
377	377	Oklahoma City	United States of America	12% ↓ 2%p
378	378	Birmingham	United States of America	12% ↓ 6%p
379	379	Stavanger	Norway	12% ↓ 1%p
380	380	Hamilton	Canada	12% ↓ 7%p

#	World rank	City	Country	Congestion level
381	381	Cincinnati	United States of America	12% ↓ 4%p
382	382	Brescia	Italy	11% ↓ 3%p
383	383	Louisville	United States of America	11% ↓ 4%p
384	384	Memphis	United States of America	11% ↓ 4%p
385	385	San Sebastian	Spain	11% ↓ 3%p
386	386	Allentown	United States of America	11% ↓ 4%p
387	387	Oviedo	Spain	11% ↓ 2%p
388	388	Bloemfontein	South Africa	11% ↓ 2%p
389	389	Columbus	United States of America	11% ↓ 5%p
390	390	Tulsa	United States of America	11% ↓ 2%p
391	391	Detroit	United States of America	11% ↓ 5%p
392	392	Hartford	United States of America	11% ↓ 6%p
393	393	Buffalo	United States of America	10% ↓ 5%p
394	394	Columbia	United States of America	10% ↓ 3%p
395	395	Albany	United States of America	10% ↓ 6%p
396	396	Omaha-Council Bluffs	United States of America	10% ↓ 4%p
397	397	Knoxville	United States of America	10% ↓ 2%p
398	398	Grand Rapids	United States of America	10% ↓ 6%p
399	399	Abu Dhabi	United Arab Emirates	10% – 0%p
400	400	Almere	Netherlands	10% – 0%p

#	World rank	City	Country	Congestion level
401	401	Rochester	United States of America	10% ↓ 4%p
402	402	Worcester	United States of America	9% ↓ 6%p
403	403	St. Louis	United States of America	9% ↓ 5%p
404	404	Cleveland	United States of America	9% ↓ 3%p
405	405	Richmond	United States of America	9% ↓ 3%p
406	406	Milwaukee	United States of America	9% ↓ 4%p
407	407	Indianapolis	United States of America	9% ↓ 5%p
408	408	Minneapolis	United States of America	9% ↓ 8%p
409	409	Kansas City	United States of America	9% ↓ 3%p
410	410	Syracuse	United States of America	8% ↓ 2%p
411	411	Dayton	United States of America	8% ↓ 2%p
412	412	Little Rock	United States of America	8% ↓ 3%p
413	413	Winston-Salem	United States of America	8% ↓ 4%p
414	414	Cadiz	Spain	8% ↓ 2%p
415	415	Akron	United States of America	8% ↓ 2%p
416	416	Greensboro-High Point	United States of America	7% ↓ 2%p